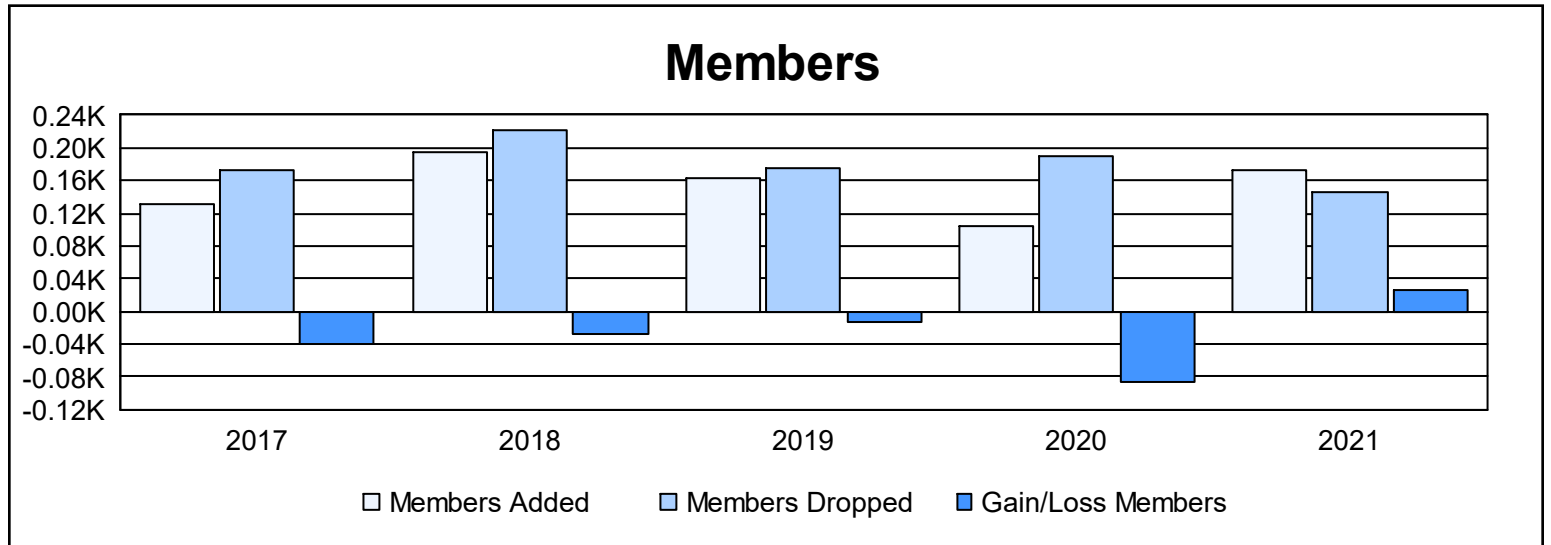
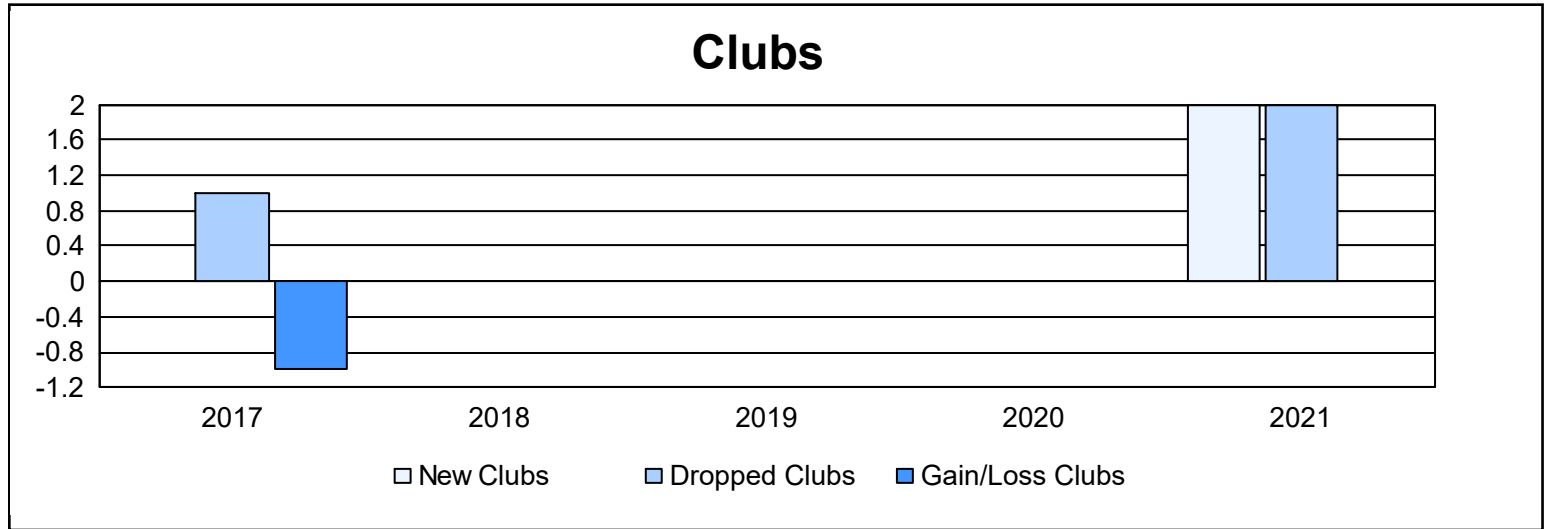
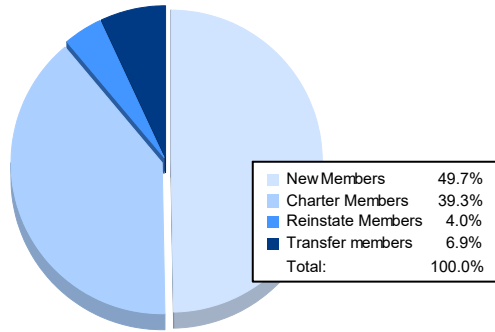


| Year           | New Clubs | Dropped Clubs | Gain/ Loss Clubs | New Members | Charter Members | Reinstate Members | Transfer Members | Total Member Added | Total Members Dropped | Gain/ Loss Members |
|----------------|-----------|---------------|------------------|-------------|-----------------|-------------------|------------------|--------------------|-----------------------|--------------------|
| 2016-2017      | 0         | 1             | -1               | 105         | 1               | 9                 | 16               | 131                | 172                   | -41                |
| 2017-2018      | 0         | 0             | 0                | 168         | 4               | 9                 | 13               | 194                | 222                   | -28                |
| 2018-2019      | 0         | 0             | 0                | 138         | 0               | 17                | 7                | 162                | 175                   | -13                |
| 2019-2020      | 0         | 0             | 0                | 89          | 2               | 8                 | 6                | 105                | 190                   | -85                |
| 2020-2021      | 2         | 2             | 0                | 86          | 68              | 7                 | 12               | 173                | 147                   | 26                 |
| <b>Average</b> | <b>0</b>  | <b>1</b>      | <b>0</b>         | <b>117</b>  | <b>15</b>       | <b>10</b>         | <b>11</b>        | <b>153</b>         | <b>181</b>            | <b>-28</b>         |



### Membership Composition June 2021 Cumulative



### Gender Composition June 2021 Cumulative

